

COVID-19 Update

HC SUBCOMMITTEE

APRIL 16, 2022





Vaccine Distribution

Oral Antiviral Providers

Monoclonal Antibody Therapy Locations

Vaccine Clinics

Data and Surveillance

Schools K-12



Alabama's COVID-19 Data and Surveillance Dashboard

Alabama Department of Public Health | Division of Infectious Diseases & Outbreaks | Updates Monday - Friday by 10 a.m.





Alabama

Overall Level of Community Transmission

Click the county to change the data on the right and on tabs 1, 4, 6 and 10

No data

Overall Community Transmission Level

-  LOW
-  MODERATE
-  SUBSTANTIAL
-  HIGH

Overall Level of Community Transmission - Past 7 Days

Esri, HERE, Garmin, FAO, NOAA, USGS, EPA

Powered by Esri

MOVING 7-DAY

No data

CASES

1,297,869

TOTAL

387,655	537,834	372,380
2020	2021	2022

DEATHS

19.502

TOTAL

7,188	9,550	2,764
2020	2021	2022

LAST 7 DAYS - TOTAL TESTS

21,024

NAAT TESTS

609

POSITIVE NAAT TESTS

Overall Level of Community Transmission	Indicator (Past 7 Days)	
	New cases per 100,000 persons	Percent positive



Vaccine Distribution

Oral Antiviral Providers

Monoclonal Antibody Therapy Locations

Vaccine Clinics

Data and Surveillance

Schools K-12



Alabama's COVID-19 Data and Surveillance Dashboard

Alabama Department of Public Health | Division of Infectious Diseases & Outbreaks | Updates Monday - Friday by 10 a.m.

Alabama

Overall Level of Community Transmission

Click the county to change the data on the right and on tabs 1, 4, 6 and 10.

Lawrence	MODERATE
Lee	LOW
Limestone	MODERATE
Lowndes	MODERATE
Macon	LOW
Madison	MODERATE
Marengo	LOW
Marion	MODERATE

Overall Level of Community Transmission	Indicator (Past 7 Days)	
	New cases per 100,000 persons	Percent positive

Notices

March 31, 2022 - The Alabama Department of Public Health (ADPH) occasionally receives updates on dates of cases and deaths that requires we reprocess data. This reprocessing could result in additional cases or deaths being added or removed from the case and deaths counts for specific years. We are currently reviewing a large number of investigations. For information related to when a case occurred versus when the case was reported, please view Tab 5.

Integrity of data is extremely important to ADPH, and our team works diligently to provide the most accurate and up to date information possible. This requires an ongoing team effort to make corrections and ensure the best product possible.

March 28, 2022 - The Alabama Department of Public Health received lab reports from five entities on March 25, 2022. A total of 1,714 positive cases with specimen collection dates from January 2, 2022 to February 28, 2022 were added to the dashboard today. These cases are mostly residents from Barbour, Coffee, Dale, Geneva, and Houston counties. For information related to when a case occurred versus when the case was reported, please view Tab 5. COVID-19 is a notifiable disease and laboratories are mandatory reporters. ADPH does not have control over when results are reported.

March 7, 2022 - The Alabama Department of Public Health received lab reports from one entity on March 4, 2022. A total of 2,654 positive cases with specimen collection dates from December 20, 2021 to February 25, 2022 were added to the dashboard today. For information related to when a case occurred versus when the case was reported, please view Tab 5.

MOVING 7-DAY

2.9
% Positivity in Tests

CASES

1,297,869

TOTAL

387,655	537,834	372,380
2020	2021	2022

DEATHS

19.502

TOTAL

7,188	9,550	2,764
2020	2021	2022

LAST 7 DAYS - TOTAL TESTS

21,024 **609**

NAAT TESTS

POSITIVE NAAT TESTS

Alabama's COVID-19 Dashboard Hub

- Vaccine Distribution
- Oral Antiviral Providers
- Monoclonal Antibody Therapy Locations
- Vaccine Clinics
- Data and Surveillance**
- Schools K-12

Alabama's COVID-19 Data and Surveillance Dashboard

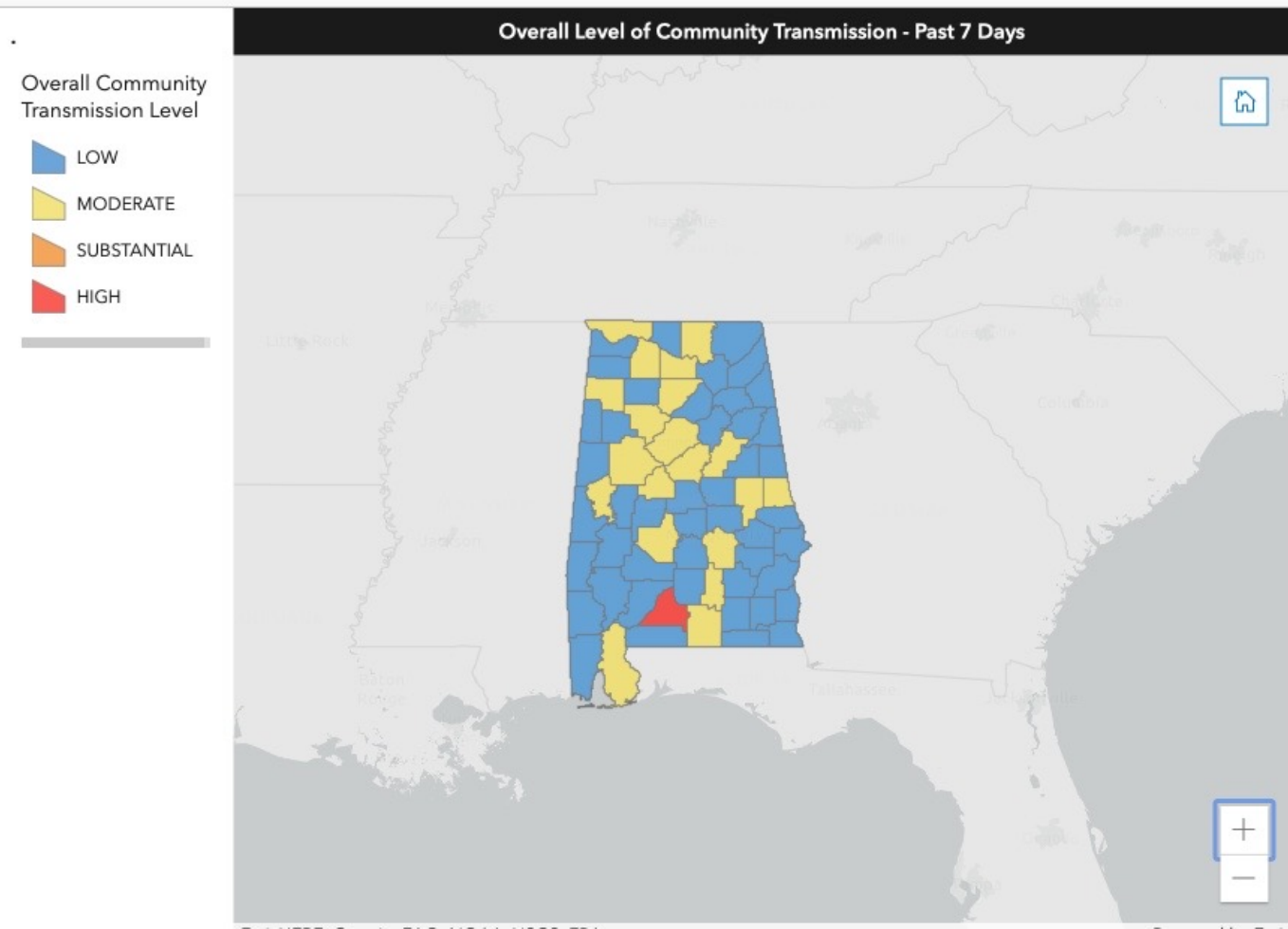
Alabama Department of Public Health | Division of Infectious Diseases & Outbreaks | Updates Monday - Friday by 10 a.m.

Alabama

Overall Level of Community Transmission

Click the county to change the data on the right and on tabs 1, 4, 6 and 10.

Lowndes	LOW
Macon	LOW
Madison	MODERATE
Marengo	LOW
Marion	MODERATE
Marshall	LOW
Mobile	LOW
Monroe	LOW
Montgomery	MODERATE
Morgan	MODERATE
Perry	LOW



MOVING 7-DAY

2.6
% Positivity in Tests

CASES

1,297,305
TOTAL

387,659	537,831	371,815
2020	2021	2022

DEATHS

19,417
TOTAL

7,188	9,545	2,684
2020	2021	2022

LAST 7 DAYS - TOTAL TESTS

21,290 **562**

Overall Level of Community Transmission	Indicator (Past 7 Days)	
	New cases per 100,000 persons	Percent positive
LOW	0 - 100	0 - 10
MODERATE	100 - 200	10 - 20
SUBSTANTIAL	200 - 300	20 - 30
HIGH	300 - 400	30 - 40

Vaccine Distribution

Oral Antiviral Providers

Monoclonal Antibody Therapy Locations

Vaccine Clinics

Data and Surveillance

Schools K-12



Alabama's COVID-19 Data and Surveillance Dashboard

Alabama Department of Public Health | Division of Infectious Diseases & Outbreaks | Updates Monday - Friday by 10 a.m.

Macon

Overall Level of Community Transmission

Click the county to change the data on the right and on tabs 1, 4, 6 and 10.

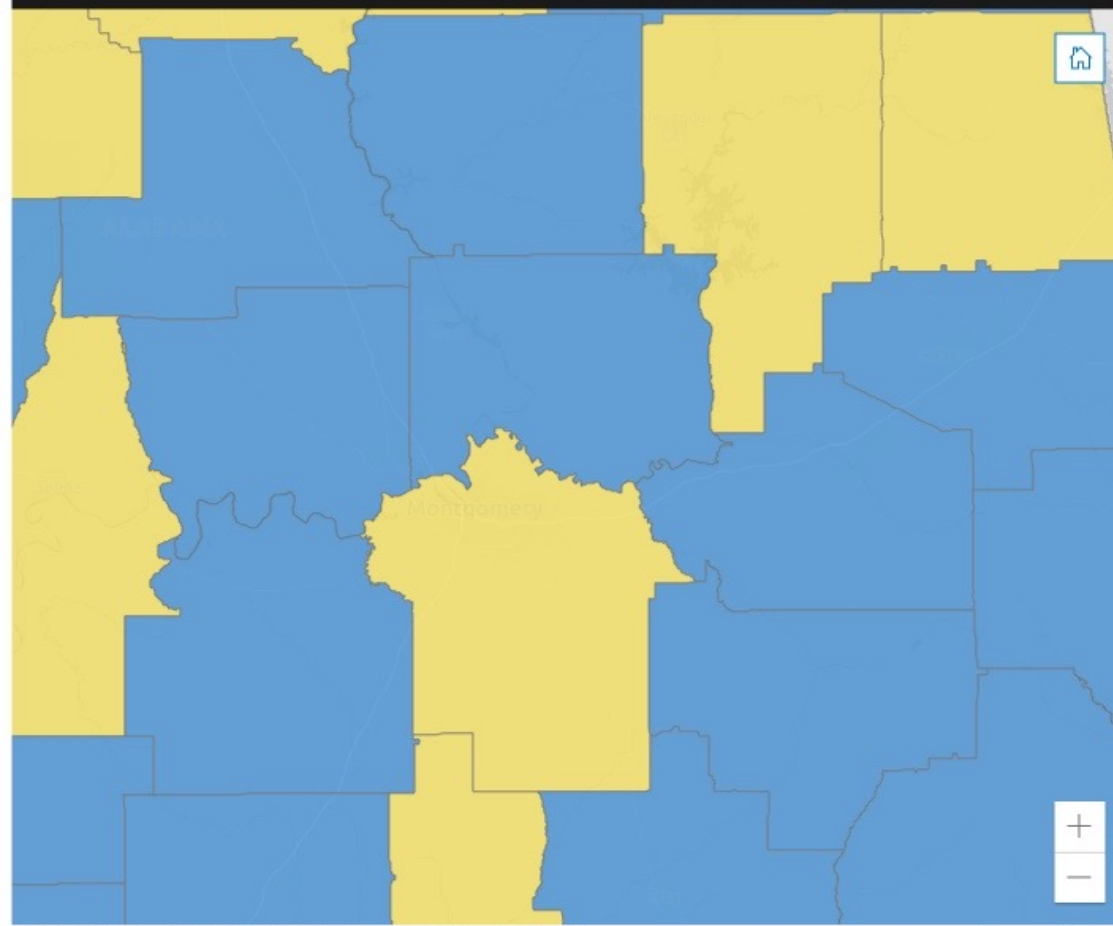
Lowndes	LOW
Macon	LOW
Madison	MODERATE
Marengo	LOW
Marion	MODERATE
Marshall	LOW
Mobile	LOW
Monroe	LOW
Montgomery	MODERATE
Morgan	MODERATE
Perry	LOW

Overall Level of Community Transmission	Indicator (Past 7 Days)	
	New cases per 100,000 persons	Percent positive
LOW	0.00	0

Overall Community Transmission Level

- LOW
- MODERATE
- SUBSTANTIAL
- HIGH

Overall Level of Community Transmission - Past 7 Days



MOVING 7-DAY

0
% Positivity in Tests

CASES

3,863
TOTAL

1,061	1,654	1,148
2020	2021	2022

DEATHS

83
TOTAL

42	27	14
2020	2021	2022

LAST 7 DAYS - TOTAL TESTS

67 **0**

Vaccine Distribution

Oral Antiviral Providers

Monoclonal Antibody Therapy Locations

Vaccine Clinics

Data and Surveillance

Schools K-12



Alabama's COVID-19 Data and Surveillance Dashboard

Alabama Department of Public Health | Division of Infectious Diseases & Outbreaks | Updates Monday - Friday by 10 a.m.

Macon

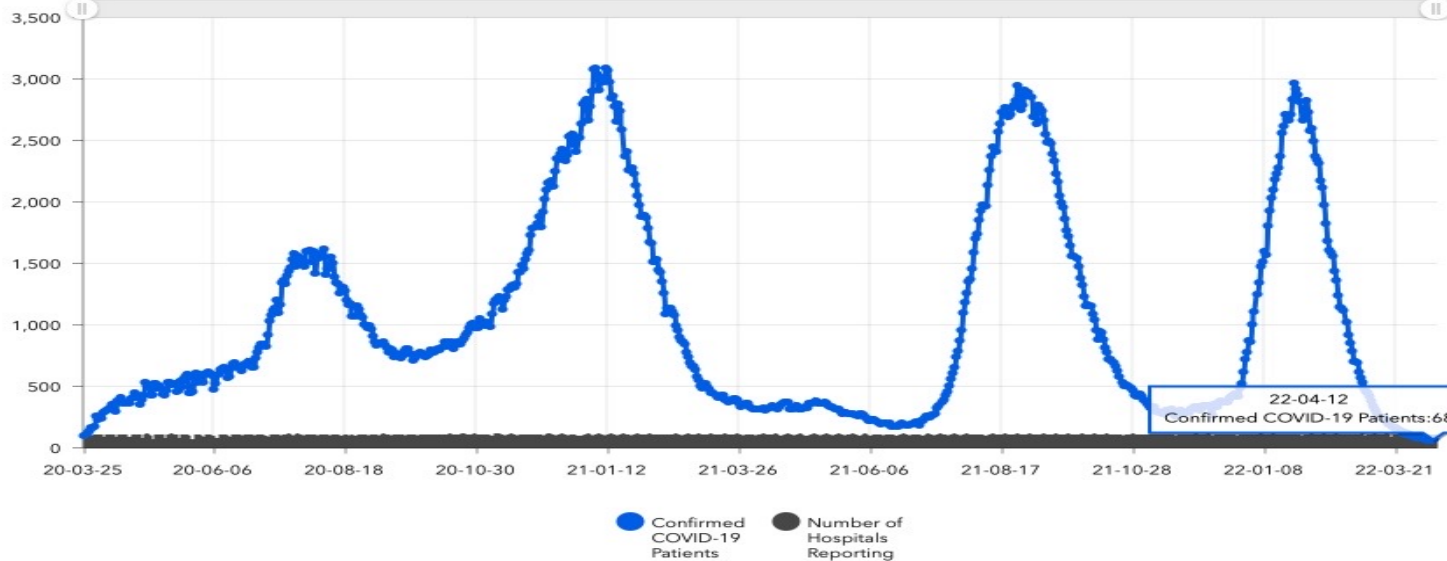
Overall Level of Community Transmission

Click the county to change the data on the right and on tabs 1, 4, 6 and 10.

Lowndes	LOW
Macon	LOW
Madison	MODERATE
Marengo	LOW
Marion	MODERATE
Marshall	LOW
Mobile	LOW
Monroe	LOW
Montgomery	MODERATE
Morgan	MODERATE
Perry	LOW

Overall Level of Community Transmission	Indicator (Past 7 Days)	
	New cases per 100,000 persons	Percent positive
	0.00	0

Daily Hospitalizations of COVID-19 Patients
Updated after 1 p.m. on weekdays and after 11:45 p.m. on weekends



Source: Alabama Incident Management System

MOVING 7-DAY

0
% Positivity in Tests

CASES

3,863
TOTAL

1,061	1,654	1,148
2020	2021	2022

DEATHS

83 TOTAL		
42	27	14
2020	2021	2022

LAST 7 DAYS - TOTAL TESTS

67 0

68 COVID-19 Hospitalizations as of April 13, 2022



Vaccine Distribution

Oral Antiviral Providers

Monoclonal Antibody Therapy Locations

Vaccine Clinics

Data and Surveillance

Schools K-12



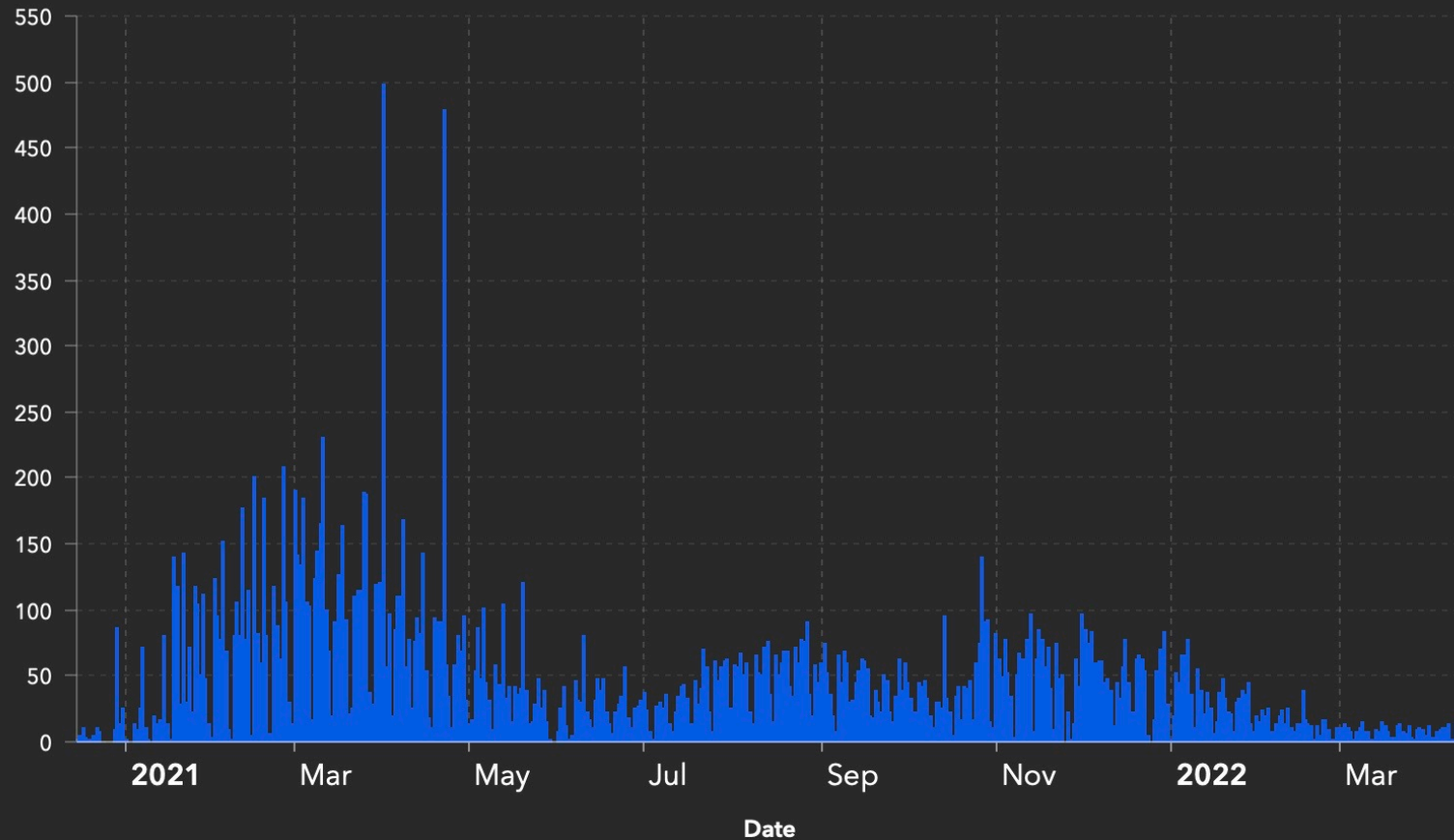
Alabama's COVID-19 Vaccine Distribution Dashboard

Alabama Department of Public Health | Immunization Division | Updates Tuesday & Thursday by 2:00 p.m.

Select a county

Macon

Vaccine Doses Administered



Doses Administered

22,250

Number of people

10,616

receiving one or more doses

Number of people

8,658

who have completed vaccine series

Additional Doses

3,193

Administered

Doses Delivered to Alabama

9,112,495

Doses Delivered to

4,727,265

Alabama Providers

Doses Delivered to

4,385,230

Federal Programs

Doses Administered



Questions???

