

# COVID-19 Update

---

HC SUBCOMMITTEE

APRIL 9, 2022

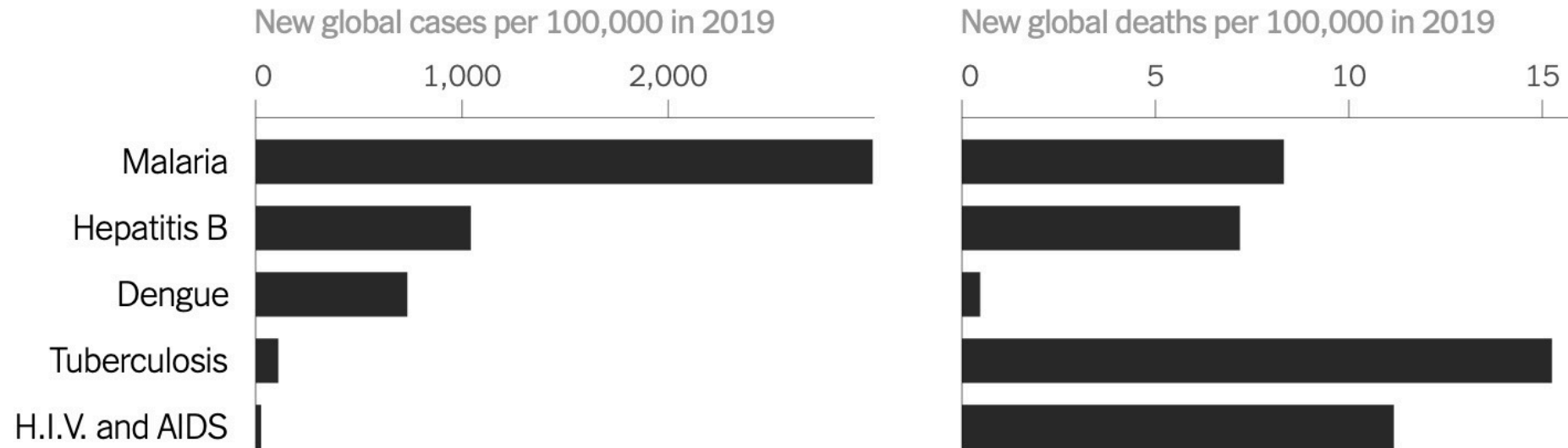


# Endemic Diseases

Endemic- disease with a constant predictable (expected) rate of new cases over a specified time.

Geographic location is also a key factor. For example, the expected number of infections caused by mosquito bites are higher in the southern states than in the northern states due to breeding and life span of mosquitos in the warmer climates.

## Endemic diseases are not without suffering



Source: [University of Washington Institute for Health Metrics and Evaluation](#) • Note: Data are estimates and include cases and deaths in countries where the disease is not endemic. Death data includes deaths from complications associated with the disease.

# Epidemic Diseases

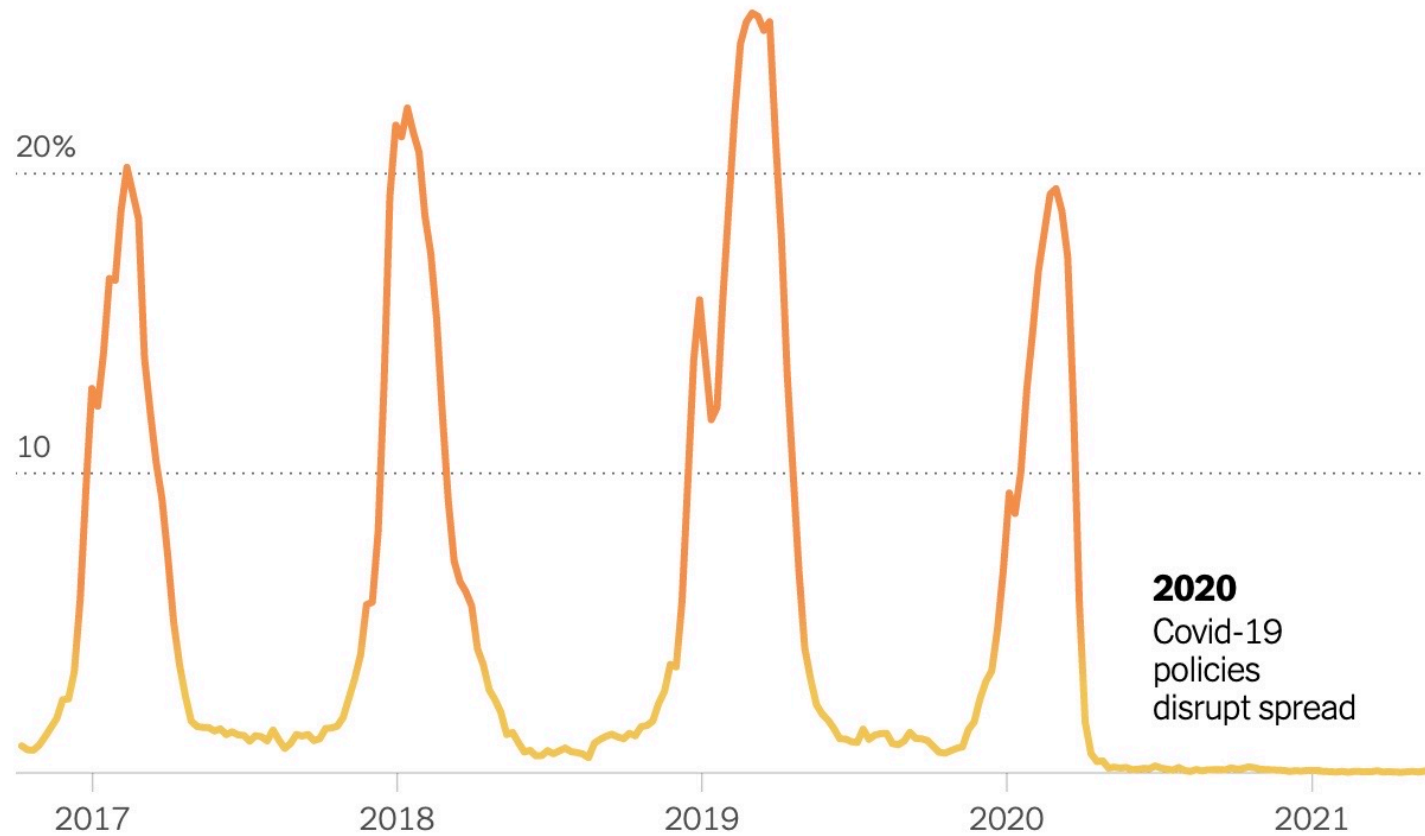
---

Epidemics or Outbreaks occur when you have more than the predicted rate of infection of an endemic or novel disease in a population over a specified time.

---

## Influenza has seasonal epidemics

Percentage of tested specimens in the U.S. positive for influenza Type A



# Pandemic Diseases

---

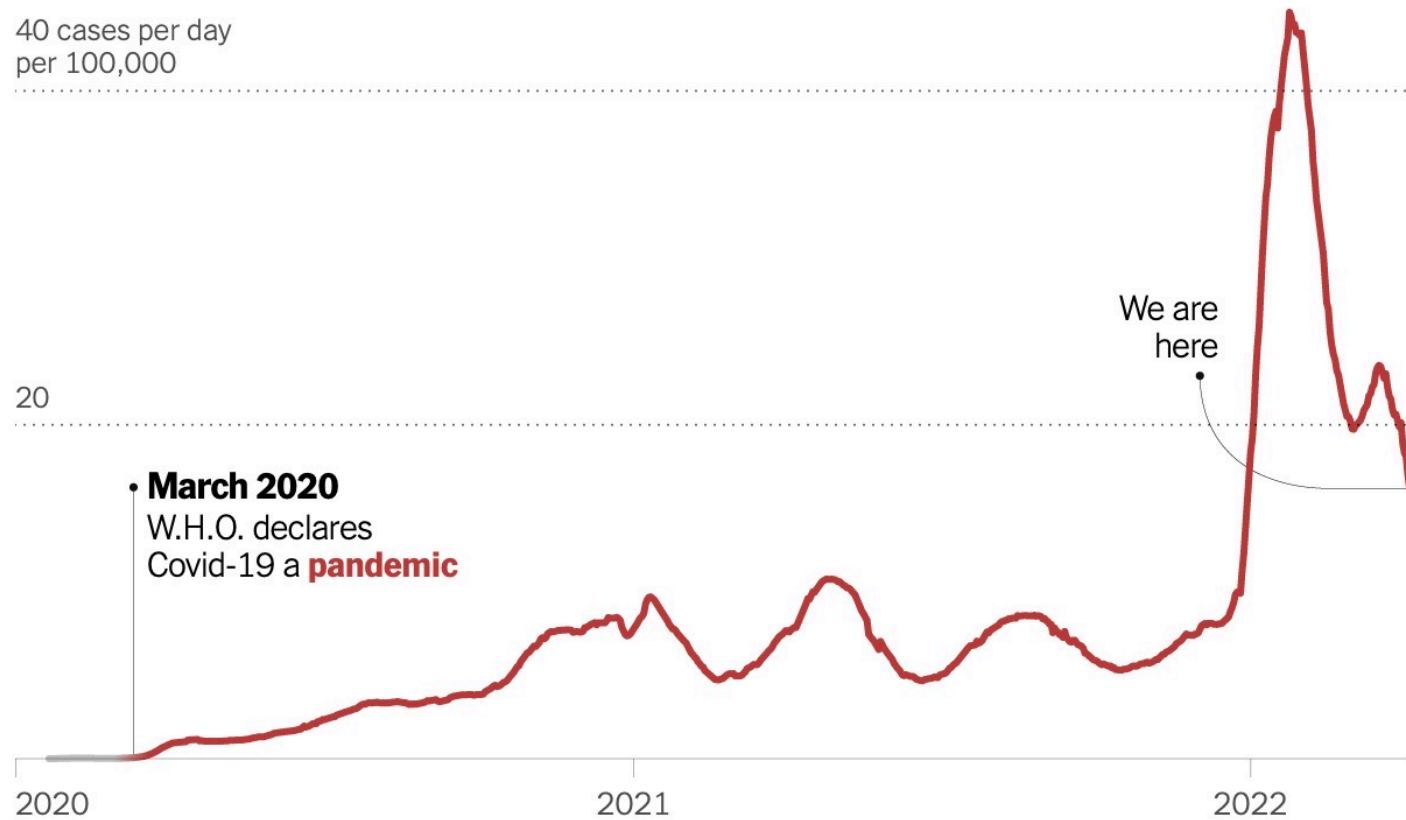
PANDEMICS ARE DEFINED AS EPIDEMIC RATES OF ILLNESS IN SEVERAL GEOGRAPHIC LOCATIONS AROUND THE WORLD



## The coronavirus pandemic continues

Global Covid-19 cases

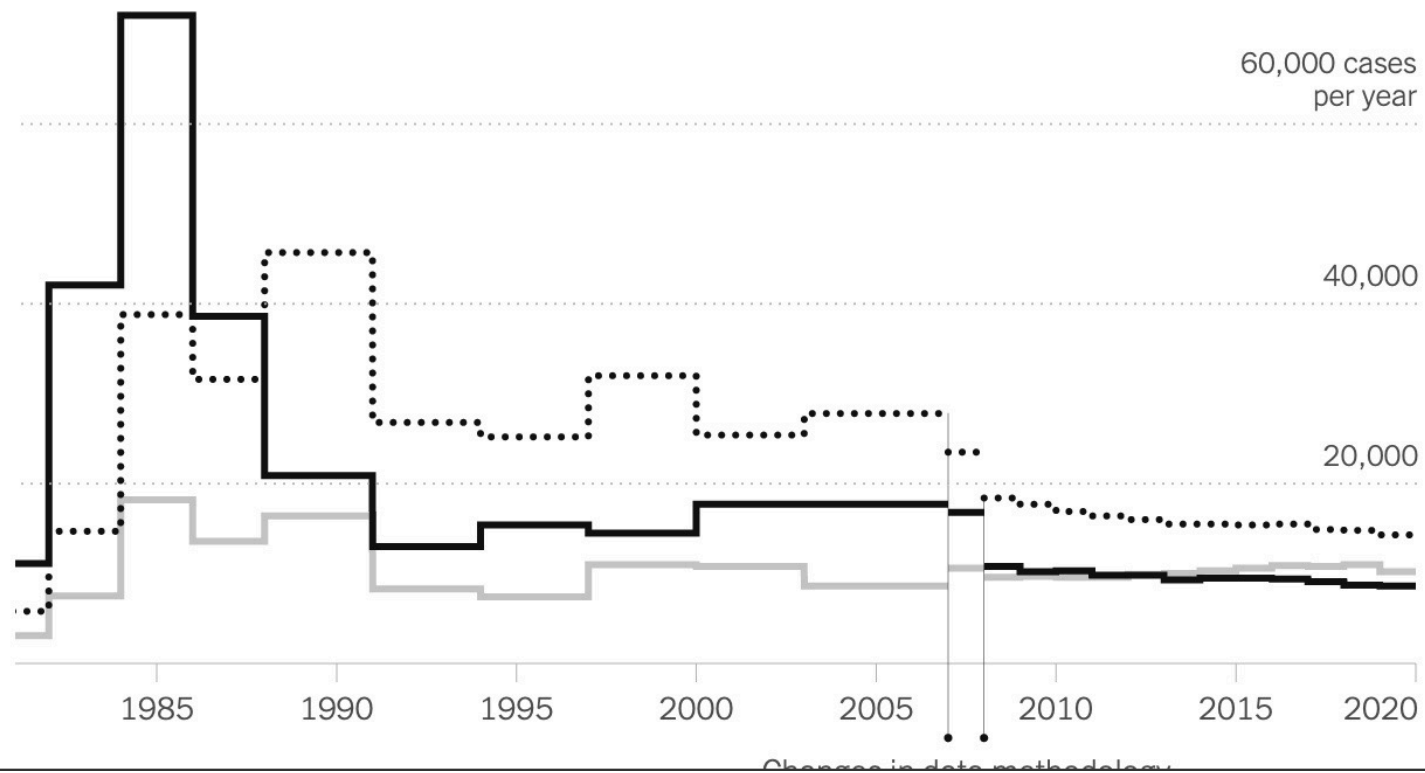
40 cases per day  
per 100,000



## H.I.V. disproportionately affects certain groups

Estimated H.I.V. incidence in the United States by race and ethnicity

— White    ..... Black    — Hispanic and Latino





# Sotrovimab

The [Centers for Disease Control and Prevention \(CDC\) Nowcast data](#) from April 5, 2022, estimates that the proportion of COVID-19 cases caused by the Omicron BA.2 variant is above 50% in all Health and Human Services (HHS) U.S. regions. Data included in the [health care provider fact sheet](#) show the authorized dose of sotrovimab is unlikely to be effective against the BA.2 sub-variant. Due to these data, sotrovimab is not authorized in any U.S. state or territory at this time.



# Alabama's COVID-19 Data and Surveillance Dashboard

Alabama Department of Public Health | Division of Infectious Diseases & Outbreaks | Updates Monday - Friday by 10 a.m.

Alabama

## Overall Level of Community Transmission

Click the county to change the data on the right and on tabs 1, 4, 6, and 10.

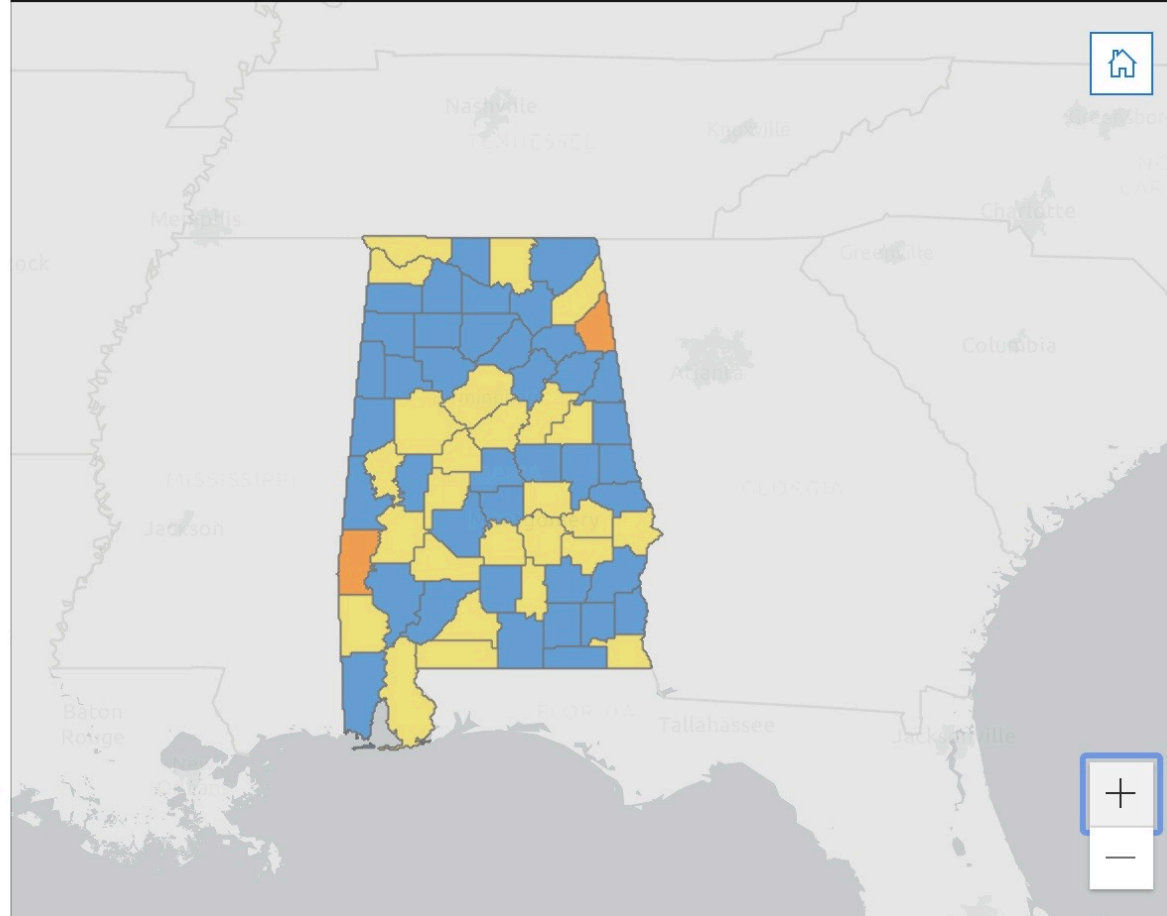
Lawrence	LOW
Lee	LOW
Limestone	LOW
Lowndes	MODERATE
Macon	MODERATE
Madison	MODERATE
Marengo	MODERATE
Marion	LOW

Overall Level of Community Transmission	Indicator (Past 7 Days)	
	New cases per 100,000 persons	Percent positive
LOW		
MODERATE		
SUBSTANTIAL		
HIGH		

Overall Community Transmission Level

- LOW
- MODERATE
- SUBSTANTIAL
- HIGH

## Overall Level of Community Transmission - Past 7 Days



Esri, HERE, Garmin, FAO, NOAA, USGS, EPA

Powered by Esri

- Notices
- 1
- 2 - Index
- 3
- 4
- 5
- 6
- 7
- 8
- 9
- 10
- 11
- About

## MOVING 7-DAY

2.5  
% Positivity in Tests

## CASES

1,296,730

TOTAL

387,664	537,830	371,236
2020	2021	2022

## DEATHS

19.376

TOTAL

7,188	9,541	2,647
2020	2021	2022

## LAST 7 DAYS - TOTAL TESTS

22,578      567

NAAT TESTS

POSITIVE NAAT TESTS



# Alabama's COVID-19 Data and Surveillance Dashboard

Alabama Department of Public Health | Division of Infectious Diseases & Outbreaks | Updates Monday - Friday by 10 a.m.

Macon

## Overall Level of Community Transmission

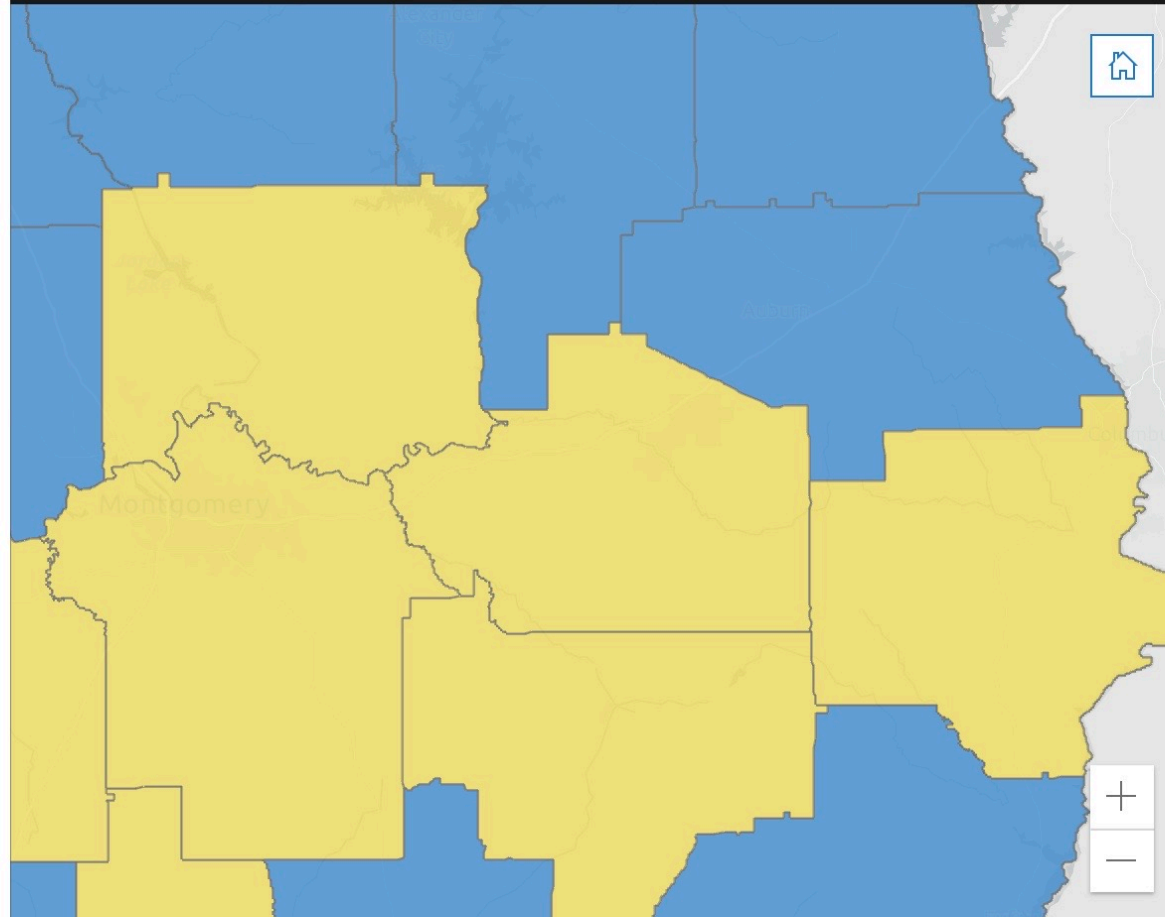
Click the county to change the data on the right and on tabs 1, 4, 6, and 10.

Lawrence	LOW
Lee	LOW
Limestone	LOW
Lowndes	MODERATE
<b>Macon</b>	<b>MODERATE</b>
Madison	MODERATE
Marengo	MODERATE
Marion	LOW

Overall Commu  
Transmission Le

- LOW
- MODERATE
- SUBSTANTI
- HIGH

## Overall Level of Community Transmission - Past 7 Days



Esri, HERE, Garmin, SafeGraph, FAO, METI/NASA, USGS, EPA, NPS Powered by Esri

## MOVING 7-DAY

**2.4**  
% Positivity in Tests

## CASES

**3,863**

TOTAL

1,061	1,654	1,148
2020	2021	2022

## DEATHS

**83**

TOTAL

42	27	14
2020	2021	2022

## LAST 7 DAYS - TOTAL TESTS

**41**      **1**

NAAT TESTS      POSITIVE NAAT TESTS

Overall Level of Community Transmission	Indicator (Past 7 Days)	
	New cases per 100,000 persons	Percent positive
LOW		
MODERATE		
SUBSTANTI		
HIGH		



# Alabama's COVID-19 Data and Surveillance Dashboard

Alabama Department of Public Health | Division of Infectious Diseases & Outbreaks | Updates Monday - Friday by 10 a.m.

Macon

## Overall Level of Community Transmission

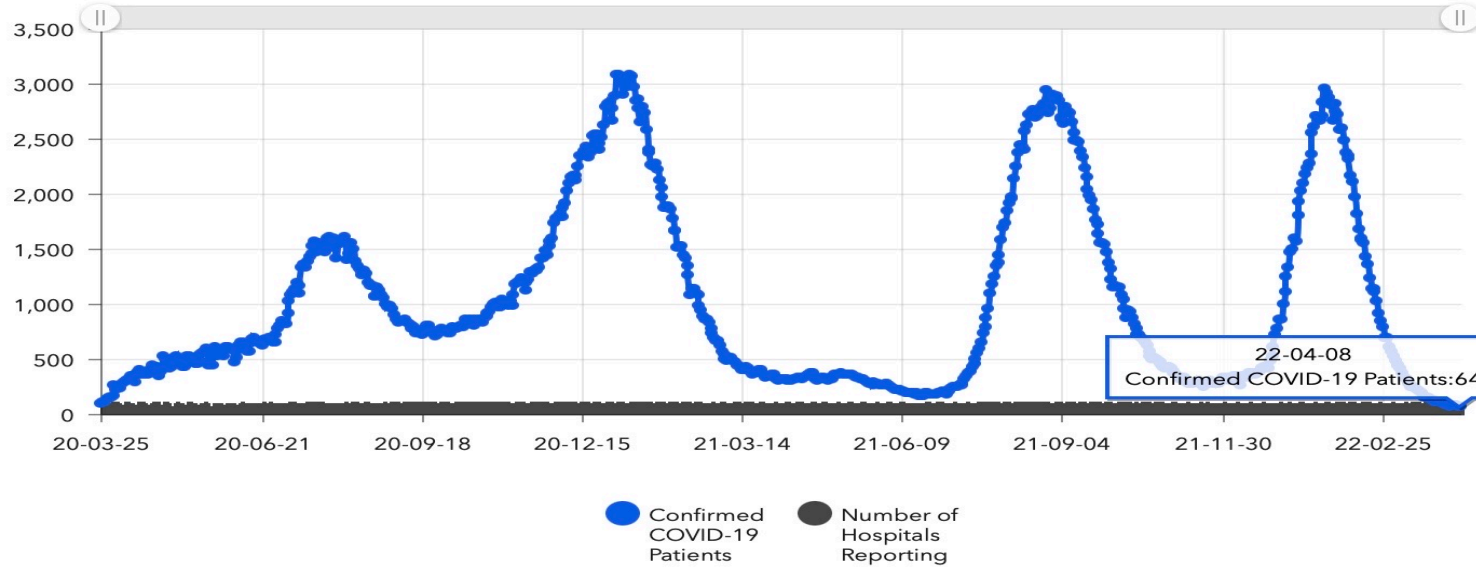
Click the county to change the data on the right and on tabs 1, 4, 6, and 10.

Lawrence	LOW
Lee	LOW
Limestone	LOW
Lowndes	MODERATE
Macon	MODERATE
Madison	MODERATE
Marengo	MODERATE
Marion	LOW

Overall Level of Community Transmission	Indicator (Past 7 Days)	
	New cases per 100,000 persons	Percent positive

## Daily Hospitalizations of COVID-19 Patients

Updated after 1 p.m. on weekdays and after 11:45 p.m. on weekends



Source: Alabama Incident Management System

Notices 1 2 - Index 3 4 5 6 7 8 9 10 11 About

## MOVING 7-DAY

2.4  
% Positivity in Tests

## CASES

3,863  
TOTAL

1,061	1,654	1,148
2020	2021	2022

## DEATHS

83  
TOTAL

42	27	14
2020	2021	2022

## LAST 7 DAYS - TOTAL TESTS

41 1  
NAAT TESTS POSITIVE NAAT TESTS

# 64 COVID-19 Hospitalizations as of April 8, 2022

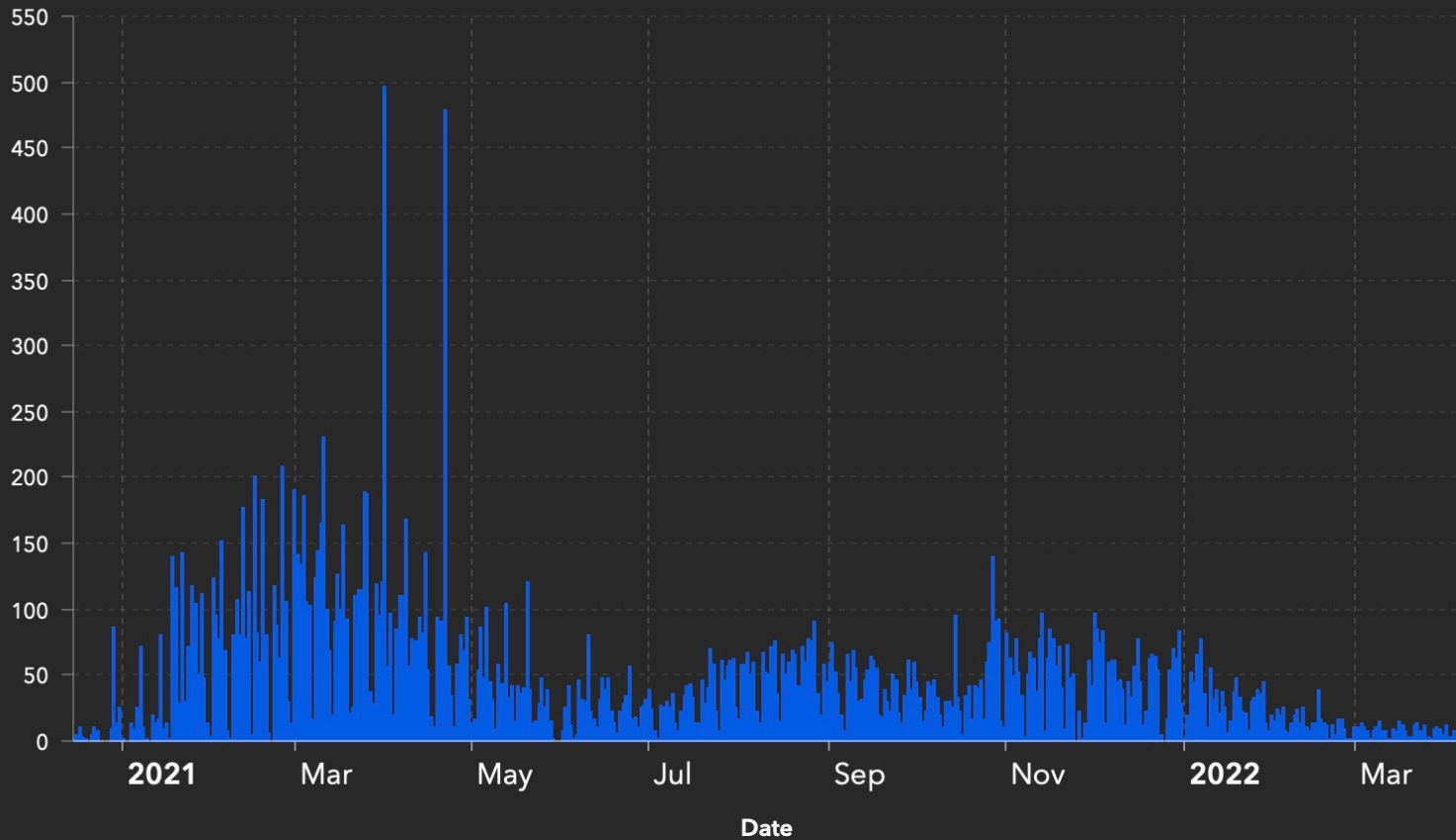


# Alabama's COVID-19 Vaccine Distribution Dashboard

Alabama Department of Public Health | Immunization Division | Updates Tuesday & Thursday by 2:00 p.m.

Select a county  
Macon

## Vaccine Doses Administered



### Doses Administered

# 22,169

Number of people

# 10,602

receiving one or more doses

Number of people

# 8,639

who have completed vaccine series

### Additional Doses

# 3,148

Administered

### Doses Delivered to Alabama

# 9,112,495

Doses Delivered to

# 4,727,265

Alabama Providers

Doses Delivered to

# 4,385,230

Federal Programs

Doses Administered

- Vaccine Distribution
- Oral Antiviral Providers
- Monoclonal Antibody Therapy Locations
- Vaccine Clinics
- Data and Surveillance
- Schools K-12

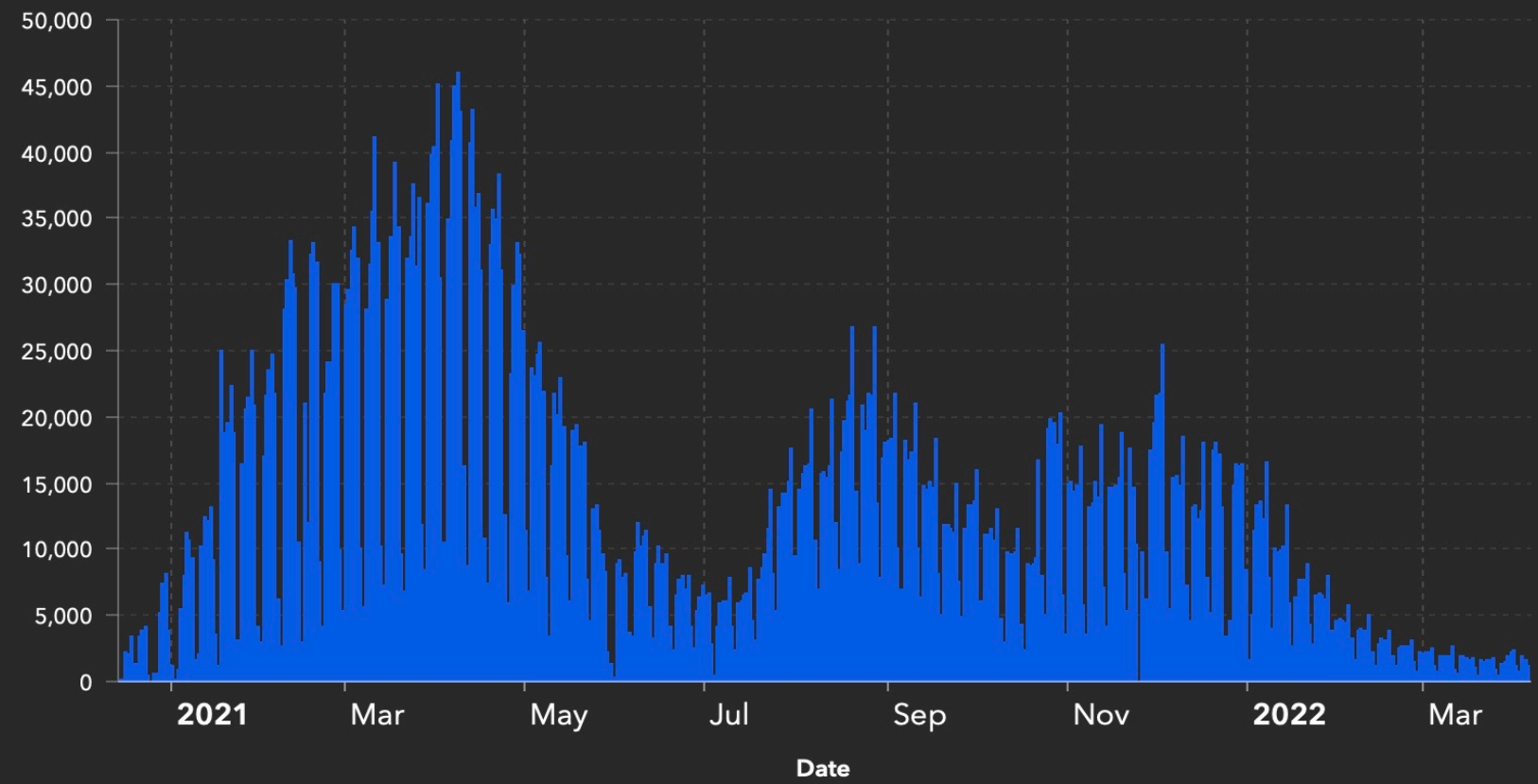


## Alabama's COVID-19 Vaccine Distribution Dashboard

Alabama Department of Public Health | Immunization Division | Updates Tuesday & Thursday by 2:00 p.m.

Select a county  
Alabama

### Vaccine Doses Administered



8-23

Doses Administered  
**5,914,749**

Number of people  
**2,863,948**  
receiving one or more doses

Number of people  
**2,342,559**  
who have completed vaccine series

Additional Doses  
**790,053**  
Administered

Doses Delivered to Alabama  
**9,112,495**

Doses Delivered to  
**4,727,265**  
Alabama Providers

Doses Delivered to  
**4,385,230**  
Federal Programs

Doses Administered

**LIVE**

**CAPITOL HILL**



**KETANJI BROWN JACKSON CONFIRMATION HEARING**

**SENATORS QUESTION JUDGE JACKSON**

abc NEWS



Subscribe



Questions???

---

